


mesial

distal

right



Curvy

ANATOMICALLY SHAPED INTERDENTAL WEDGES

Curvy

Plastic filling materials are the standard for restoring tooth cavities. Among others, amalgam, glass ionomer and composite materials belong to this group. For cavities that involve the approximal area of the tooth, separation from the neighbouring tooth usually takes place with a matrix. The matrix band is aligned with the equator of the tooth to be restored and every dentist is familiar with the problem of the matrix gaping towards the cervical area of the tooth. Without an appropriate aid, the plastic filling material used is pressed into the approximal space between the matrix and tooth. If the matrix is not tight, conventional composites especially flowable ones, can easily escape out of the cavity into the approximal space.

Perhaps you are familiar with the problems that restoratives and luting cements pressed into the approximal areas can cause from your own experience:

- The removal is time-consuming
- The patient is in pain at the time
- Bleeding from the sulcus is possible
- Excess not removed can lead to, e.g., secondary caries, gingivitis and periodontium infections

Wedges are a quite often utilized aid to press the matrix on to the tooth and helps to prevent the above-described problems. In addition, the teeth should be temporarily separated by a minimum of the thickness of the matrix used. This provides a faultless, that is to say seamless, contact to the neighbouring tooth with the finished restoration.

The wedges are most often made from wood, but are now being made from plastic at a progressive rate. These wedges are commonly in the shape of an inverted triangle and the tip continuously tapers in width over the entire length. This shape has existed for many years, but it does not reflect the anatomy of the interdental space very well. The approximal surfaces of the human teeth do not follow the ideal shape of a cylinder. Instead, they exhibit a curvature or tapered shape both in the horizontal plane, from vestibular to oral, and in the vertical plane from coronal to cervical.

Conventionally shaped wedges, however, do not follow this anatomy! They exclusively take into account the distance between the two neighbouring teeth and have the ability to

press a matrix band onto a small surface area of the tooth. Insufficient sealing thus takes place, depending on the anatomy of the tooth being filled, size and location of the cavity and properties of the matrix band.

This problem also affects partial matrix systems. Even with high contact pressure from the respective retaining or fixation elements, the cervical seal is not guaranteed. This particularly applies to using wedges with a conventional design, since the contact surface of the matrix is too small.

The often argued high separation effect in connection with partial matrix systems, must be bought with time-consuming and expensive material usage as well as with often restricted visibility and a reduced working field.

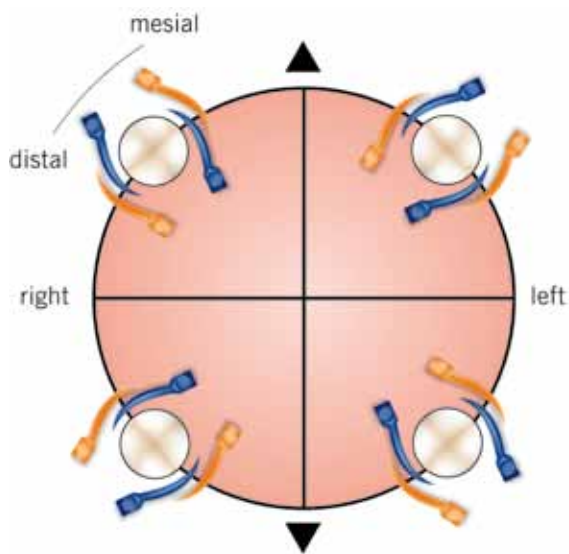
Curvy is a proven alternative to conventional wedges.

Curvy is a plastic wedge that is three-dimensionally curved to follow the special anatomy of teeth in the approximal space.

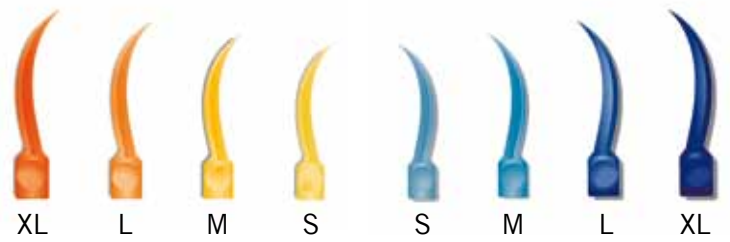
Every Curvy wedge has an inverted „V“ shape, a three-dimensional curvature and displays a narrowing width to the tip.

Curvy permits effortless insertion into the approximal space due to its shape and it easily follows the anatomy on the cervix. The matrix is simultaneously fixed onto the tooth and sealed and the neighbouring tooth separated.

Curvy is made of plastic, does not splinter or swell and is unsusceptible during use of the acid-etching technique. A possible dissolving of the colorant in dyed wooden wedges with the corresponding consequences to a tooth-coloured filling does not happen with Curvy.



The Curvy wedges are curved either clockwise or counter-clockwise. This allows the three-dimensionally shaped wedges to be easily positioned in each quadrant, both from oral and vestibular.



Colour coding of the wedges according to size and curve



Use with a partial matrix:
Insertion of the wedge from oral (blue) or vestibular (orange).



Use with a ring matrix:
Insertion of the wedge from oral (blue) or vestibular (orange).

The colour coding permits simple distinction of the different sizes and clockwise or counter-clockwise curve.



Curvy

Indications

Aid for use with all types of matrices in filling therapy

Automatic adaption from anatomical shape
(„clockwise“ and „counter-clockwise“)

Restorations without excess in the approximal and cervical areas

Protection from injuries to the gingiva by the special wedge shape

Four wedge sizes for ideal structuring of the restoration

Wedges with both clockwise curve and counter-clockwise curve are included in each package

Product advantages

- Sealing, fixing and separating from special shape
- Curved wedge follows the anatomy of the tooth
- Combinable with ring and partial matrices
- Four sizes: small, medium, large and extra large
- Easiest application from fine tip and three-dimensional shape
- Curved base for reduced pressure on the papilla
- Made of plastic: no moisture expansion, splintering or discolouration

Presentation

- | | |
|----------|---------------------------------|
| REF 2060 | Curvy Set 6 × 52 pieces mixed |
| REF 2061 | Curvy 6 × 52 pieces small |
| REF 2062 | Curvy 6 × 52 pieces medium |
| REF 2063 | Curvy 6 × 52 pieces large |
| REF 2064 | Curvy 6 × 52 pieces extra large |



VOCO GmbH
Anton-Flettner-Straße 1-3
27472 Cuxhaven
Germany

Tel.: +49 (0) 4721-719-0
Fax: +49 (0) 4721-719-140

info@voco.com
www.voco.com

Available from: